



The Power of We™

## Avaya Aura® Conferencing

A solution for collaboration that builds on the Avaya Aura® architecture

Avaya Aura® Conferencing extends multimodal capabilities—for conference calls, information sharing, web collaboration, HD video<sup>1</sup> and more—to tens of thousands of workers, virtually anywhere, at a fraction of the cost of other solutions.

### How Avaya Aura Conferencing is Used

With Avaya Aura Conferencing, you can deliver an audio conference to any endpoint. Web collaboration can be accessed on a wide range of devices using Avaya interfaces:<sup>2</sup>

- **iPad or Windows-based devices:** Avaya Flare® Experience turns any iPad or Windows-based desktop into a one-stop collaboration center through the easy Avaya Flare interface.
- **Windows or MacOS web browsers:** Avaya Aura Collaboration Agent is a web-based tool for managing or participating in conferences and sharing information.
- **iPhone:** Avaya Web Collaboration Agent app for iPhone devices lets you view shared content and present to co-workers or customers using an iPhone device.
- **Avaya one-X® Communicator:** Dial into a MeetMe video conference.

- **Avaya 9600 series SIP-based IP desk phones:** Dial into a conference, view the roster display and use conference controls.

Once Avaya Aura Conferencing is deployed on the enterprise network, anyone can get full access to its capabilities. It can support as many as 7,500 concurrent audio, web, or video conference sessions.

### Collaboration Options

#### MeetMe and Adhoc Conferencing:

- 1) Pre-planned meetings where the conference number and participant access code is distributed in advance or
- 2) on-the-fly conferencing where participants are brought into the call individually without dialing a pre-distributed access code.

#### Event/Lecture Conferencing:

Large sessions in which there are one or multiple presenters and many attendees.

Avaya Aura® Conferencing builds on the core Avaya Aura® platform, taking advantage of its session-based technologies that make it easy to deploy collaboration applications to the right users anywhere in your organization.

<sup>1</sup> Future capability

<sup>2</sup> Avaya Aura Collaboration Agent is included with Avaya Aura Conferencing. Avaya Flare Experience for Windows and iPad devices can be purchased separately. For the Avaya Web Collaboration app, go to the iPhone app store, search for Avaya Flare Experience, download and install.

**Web Collaboration:** Document, application sharing and collaboration (e.g., joint annotation) as well as conference call management.

## Components

Avaya Aura® Conferencing consists of the following components:

- **Application Server:** hosts the conference applications and handles SIP signaling from clients.

- **Media Server:** handles audio and video media including voice mixing.

- **Web Collaboration Server:** provides content sharing to Avaya clients.

- **Document Conversion Server:** converts PowerPoint, PDF and other document types into formats compatible with web collaboration.

### Plug-ins to Desktop Applications:

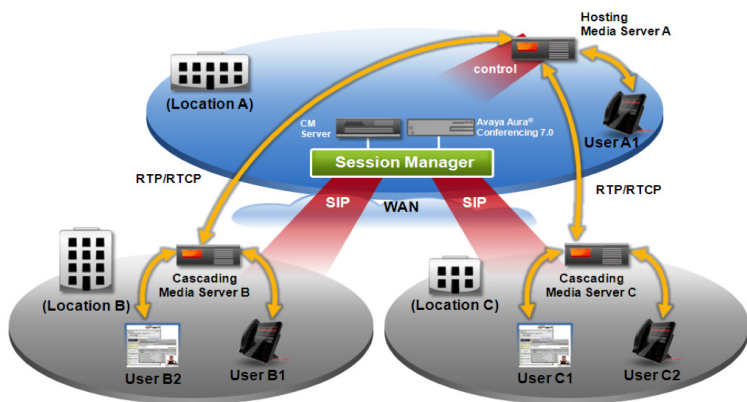
Plug-ins for desktop applications enable users to invite and join

conferences from within Microsoft Outlook.

**System:** Avaya Aura Conferencing requires Avaya Aura® 6.2 (including Session Manager, System Manager and Communication Manager) or Avaya Communication Server 1000 Release 7.5 (including Session Manager 6.2 and System Manager 6.2.)

**Hardware requirements:** For new configurations, the HP ProLiant DL360 G7 server is required. For existing configurations or a small deployment, a Dell PowerEdge R610 server or an IBM S8800 server can be used.

Deployment Scenarios	
<b>Single Server</b>	All solution components on a single server.
<b>Single Campus</b>	Avaya Aura Conferencing located in a central data center; media servers on separate servers.
<b>Multiple Campus</b>	Avaya Aura Conferencing split between active/standby cores in two geographically separate data centers using an L2 VLAN.
<b>Multiple Avaya Aura Conferencing Deployment</b>	Large deployment where Avaya Aura Conferencing is on multiple application servers.
<b>Endpoints:</b>	Windows and iPad devices (using Avaya Flare® Experience); Windows or MacOS desktops (using Avaya Aura Collaboration Agent); iPhone devices (using Avaya Web Collaboration Agent App); 9600 series IP Deskphones for SIP (roster display and conferencing controls) and H.323 (audio only); Avaya one-X® Communicator 6.1: (HD video conferencing)



## Media Cascading

Locally deployed media servers send one outgoing media stream for all remote users at a media server location. This concept is referred to as cascading and can reduce the number of media streams that need to travel across the WAN, leading to significantly reduced WAN costs.

## Performance Monitoring

The web-based Avaya Aura Conference Monitor provides comprehensive monitoring of conferences and sessions:

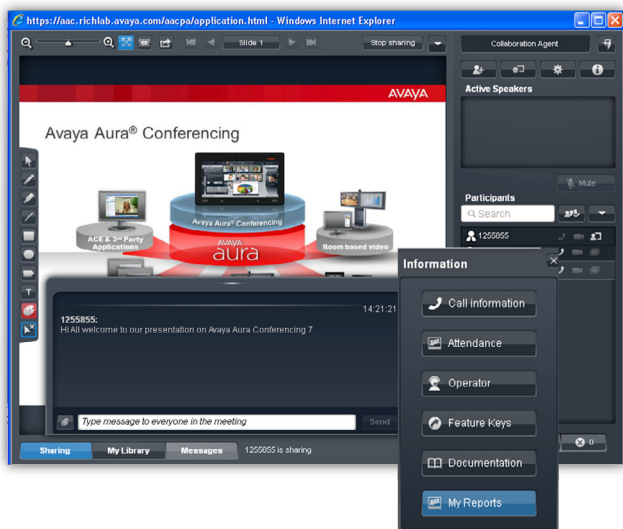
- Monitors bandwidth usage in real time and identifies trends for locations, app servers, media server sessions and system auditing.
- Displays current and past Key Performance Indicators (KPIs).
- Logs sessions and bandwidth usages, and provides daily, weekly and monthly usage reports.

# Configuration and Capacities

Avaya Aura® Conferencing can be configured to deliver varying levels of capacity and redundancy:

	Co-resident Server	Standalone
<b>Maximum Provisioned Users</b>	5,000	150,000
<b>Maximum Concurrent Sessions*</b>	500 audio, 500 web, 25 HD video	7,500 audio, 7500 web, 7,500 HD video
<b>Maximum Web Attendees per Web Conferencing Server</b>	500	1,500
<b>Maximum Conferences per Web Conferencing Server</b>	80	250
<b>Maximum Audio Sessions per Media Server</b>	500 (G.711, G.722) 300 (G.729)	3,000 (G.711), 2,500 (G.722) 2,000 (G.729)
<b>Redundancy Possible</b>	Yes	Yes

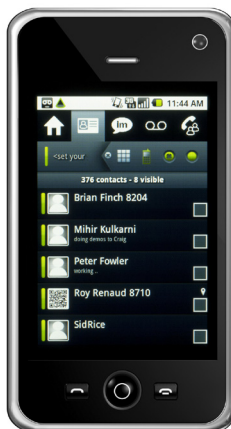
\*Note: While each Web session requires an audio session, you can have an audio session without a Web session. In a small or small simplex configuration, you can have a maximum of 500 audio sessions (with no Web sessions) or a maximum of 250 Web sessions and 250 audio sessions. In a large or large simplex configuration, you can have a maximum of 10,000 audio sessions (with no Web sessions) or a maximum of 7,500 Web sessions and 7,500 audio sessions.



Avaya Aura® Collaboration Agent



Avaya Flare® Experience



Avaya Web Collaboration Agent app for iPhone

## About Avaya

Avaya is a global provider of business collaboration and communications solutions, providing unified communications, contact centers, networking and related services to companies of all sizes around the world. For more information please visit [www.avaya.com](http://www.avaya.com).

## Avaya Aura® Collaboration Agent Features

<b>Annotate</b>	Annotate shared content, applications and screens; add text, lines and stamps to clarify or expand the content.
<b>Attendance snapshot</b>	A list of participants at a specific time.
<b>Browse a presentation/ document as a participant</b>	Browse a shared document independently of the moderator or presenter.
<b>Continuation</b>	Conference bridge remains active after the moderator exits.
<b>Documents that can be uploaded</b>	Microsoft PowerPoint, Microsoft Word, Adobe Acrobat PDFs, plain text, jpegs and pngs.
<b>Drop a participant</b>	Moderator can drop participants from a conference.
<b>Entry and exit tones</b>	Lets you know someone has entered or exited a conference.
<b>Fast start</b>	Allow conferences to start before a moderator logs on.
<b>Library</b>	Allows moderators to upload documents to a shared area on the server. This enables faster access and enables participants to view independently of presentation.
<b>List of other participants</b>	See who else is on the conference bridge.
<b>Lock</b>	Prevent new participants from joining the conference.
<b>Meeting reports</b>	A report automatically generated after each session that includes the meeting minutes and a list of the sharing events that took place in the collaboration session.
<b>Minutes</b>	Users can record and edit meeting minutes for later review, including notes, keywords, action items, and questions.
<b>Mute media</b>	Mute audio participation.
<b>Navigate documents</b>	Browse shared documents.
<b>Questions</b>	Participants can ask questions
<b>Raised hands</b>	A feature participants can activate to attract the moderator's attention.
<b>Roles</b>	Moderator, participant, presenter, guest.
<b>Send a screenshot</b>	Send a screenshot of the current screen to all participants as a message.
<b>Send messages during a conference</b>	Send and keep track of messages sent during the conference.
<b>Share</b>	Applications, desktop, documents, whiteboard.
<b>Silence participants</b>	All participants except the moderator and presenters are muted and cannot unmute themselves.

## Learn More

To learn more about Avaya Aura Conferencing, talk to your Avaya Account Manager or Authorized Business Partner or visit us at <http://www.avaya.com/>.